








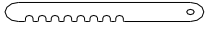







⚠ WARNING

To avoid injury during assembly, disassembly, use, adjustment and/or movement of the PRIMED Youth Trainer, the following warnings **MUST** be observed at all time:

- Two adults should set up the trainer to safely manage net loops that are under tension. Children must never assemble, disassemble, or adjust the trainer.
- When in use, bungee cord net loops will be under extreme tension and must be attached and/or detached according to the instructions. Failure to use this product as intended may result in injury.
- **ALWAYS anchor the trainer.** An unsecured trainer can fall over causing serious injury.
- Never climb on the trainer.

Style Number: PRD00103 PRIMED YOUTH TRAINER

PACKAGE CONTENTS:

PART NO.	ITEMS	DESCRIPTION	SIZE: 55"×36"	
			SPEC.	Q'TY
1		Steel tube	25.9"	2
2		Steel tube	(38.1+7.2)"	1
3		Steel tube	20.2"	2
4		Steel tube	24.9"	2
5		Steel tube	(36+7.97)"	2
6		Adjustable Saw plate	(7.25*0.98)"	2
7		Bolts and nuts	M6X1.57"	2
8		Bolts and nuts	M6X1.57"	2
9		Bolts and nuts	M6X2.36"	2
10		Net loops	-	20
11		Ground Stakes	-	4
12		Target Ribbon	-	1
13		Perimeter Net	-	1

Style Number: PRD00103 PRIMED YOUTH TRAINER

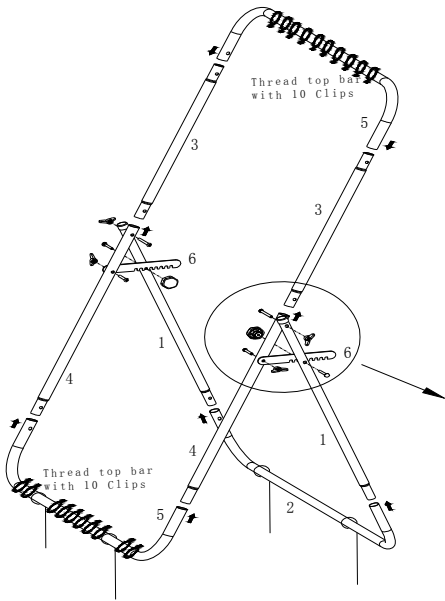
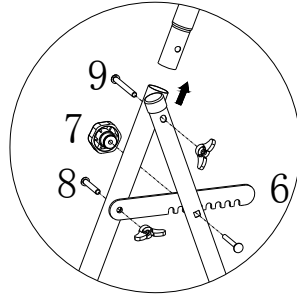


Figure 1. Frame Assembly

1) Slide 10 of part number 10 onto top part number 5. Repeat this step for bottom part number 5. Follow figure 1 to assemble the rest of the frame.



NOTE:

Study net clip configuration. This represents the best clip positioning for optimum performance.

! WARNING: Net loops are under tension.

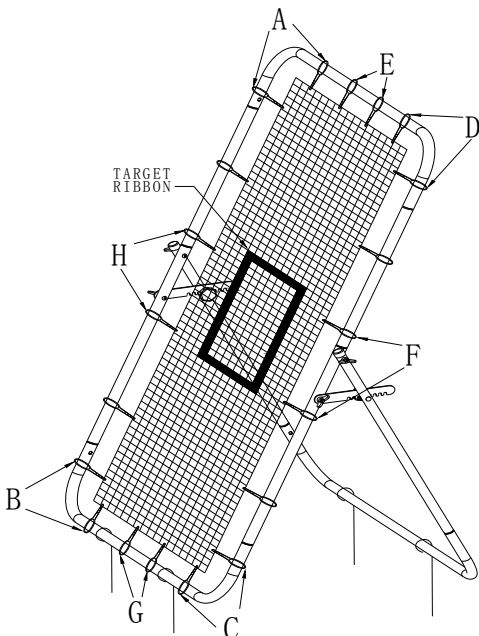


Figure 2. Net Assembly

2) Follow letter sequences start as shown in figure 2. Start with A by attaching the net to both top and side net loops. Skip one net square between top and side in each corner and connect the net to the loop. Repeat this procedure for other corners. Make sure that each corner of the net is attached to two net loops (as fig. A.B.C.D). Space the remaining net loops evenly along each side. Attach net to net loops E, F, G, and H closest to the center of each side. Attach the net to all remaining net loops.

3) Attach the target ribbon to the net by weaving the ribbon through the net. The ribbon is secured by tying the ends together.

4) To securely assemble the unit, place the unit in open area suitable for play. To keep the unit in position, push the 4 ground stakes into ground as shown in figure 2.

! WARNING: Always anchor the trainer. An unsecured trainer can fall over causing serious injury.



Limited Warranty

Limited Warranty

Dick's Sporting Goods, Inc. (the "Company") warrants this product to be free from defects in workmanship and materials under normal use and conditions for a period of ONE YEAR FROM THE DATE OF ORIGINAL PURCHASE. This Limited Warranty is not transferable and is available only for the original purchaser of the Product. The Company's obligation under this warranty is limited to replacing or repairing the Product, at the discretion of the Company.

EXCEPT AS SPECIFICALLY SET FORTH IN THIS LIMITED WARRANTY, DICK'S SPORTING GOODS, INC. MAKES NO REPRESENTATIONS OR WARRANTIES OF ANY KIND, EXPRESS OR IMPLIED, INCLUDING BUT NOT LIMITED TO ANY IMPLIED WARRANTIES OF MERCHANTABILITY OR FITNESS FOR ANY PARTICULAR PURPOSE WITH RESPECT TO ANY PRODUCT.

Material Covered

Except as detailed below, this Limited Warranty covers defects in materials and workmanship. This Limited Warranty is void if the Product is:

- ° Damaged through improper use, negligence, abuse, misuse, transportation, damage, acts of nature, or accident, to include failure to follow the assembly and or operating instructions supplied with the product.
- ° Used in commercial or rental applications.
- ° Modified or repaired by anyone not authorized by the Company.

Material Not Covered

This Limited Warranty does not cover expendable items including but not limited to: Batteries, light bulbs, fuses, accessories, and other items that experience wear as a result of normal use.

Terms of Coverage

If during the one year LIMITED WARRANTY period, the Company deems any part or component of the Product to be defective, the Company will repair the Product without charge, or at the option of the Company, will replace the Product with new product, either the same or an equivalent item.

The Company's liability is limited to the repair or replacement, at its option of any defective product.

THE COMPANY ASSUMES NO RESPONSIBILITY NOR LIABILITY FOR INDIRECT OR CONSEQUENTIAL DAMAGES OF ANY KIND.

THIS LIMITED WARRANTY IS MADE IN LIEU OF ANY AND ALL OTHER WARRANTIES, EXPRESS OR IMPLIED, EXCEPT AS OTHERWISE PROVIDED BY APPLICABLE LAW.

Please direct all Product inquiries to:

Dick's Sporting Goods, Inc.
345 Court Street
Coraopolis, PA 15108
Customer Service
1 866 677 4771
customer.service@dcs.com