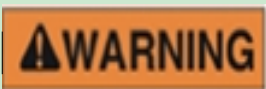





\*FRAME NOT INCLUDED



To avoid injury during assembly, disassembly, use, adjustment and/or movement of the PRIMED 7' Mini Net, the following warnings **MUST** be observed at all times:

- When used independently, 7' Mini Net to be used with plastic, mini plastic or foam practice balls only.
- When 7' Mini net is used with the 7' Instant Net also attached, regular baseballs, softballs, and practice balls may be used.
- Do not climb or swing on any part of net.
- Adult supervision is required.
- Net frame must be staked into ground or held down with weights (ie: sand bags).

**PACKAGE CONTENTS:**

| PHOTO   | DESCRIPTION | QTY |
|---|-------------|-----|
|  | Net         | 1   |

**\*\*NOTE: 7' MINI PLASTIC TRAINING NET CAN BE ATTACHED TO THE FRAME INDEPENDENTLY OR IN CONJUNCTION WITH THE 7' INSTANT NET (PRD00100/PRD00176)**

**STEPS TO ATTACH 7' MINI NET INDEPENDENTLY**

**\*NOTICE: When using the 7' Mini Net independently, only use plastic, mini plastic or foam training balls**

1. ENSURE THE 7' FRAME IS ASSEMBLED PROPERLY (SEE 7' INSTANT NET INSTRUCTIONS)
2. LOCATE GREEN PRIMED BADGE IN THE UPPER LEFT CORNER (FIG A). PLACE WHITE ROPE LOOP OVER POLE TOP (FIG. B).




- LOCATE TOP RIGHT CORNER OF THE NET AND ATTACH WHITE ROPE LOOP OVER POLE TOP (FIG C).



- SECURELY WRAP THE TOGGLE STRAPS ATTACHED TO THE SIDES OF NET (SHOWN IN FIG D) TO THE LEFT AND RIGHT POLES OF THE FRAME (FIG E). NOTE: THERE WILL BE TOGGLES ON THE TOP OF THE NET. THESE DO NOT NEED TO BE USED WHEN SETTING UP THE 7' INDEPENDENTLY



- HOOK THE BLACK BUNGEE LOOPS ON THE BOTTOM CORNERS OF THE NET AROUND THE METAL STUD ON BOTH END LEGS (FIG. F).



**STEPS TO ATTACH 7' MINI NET WITH THE 7' INSTANT NET**

**\*NOTE: When using the 7' Mini Net with the 7' Instant Net, you may use both regular baseball/softballs as well as plastic, mini plastic or foam training balls**

1. ENSURE THE 7' FRAME IS ASSEMBLED PROPERLY WITH THE 7' INSTANT NET
2. LOCATE GREEN PRIMED BADGE IN THE UPPER LEFT CORNER (FIG G). PLACE WHITE ROPE LOOP OVER POLE TOP (FIG. H). THERE SHOULD NOW BE TWO NET LOOPS ON THE POLE TOP (BOTH THE 7' INSTNAT NET AND THE 7' MINI NET)

**\*\*NOTE: THE 7' MINI NET SHOULD ALWAYS BE ATTACHED BEHIND THE 7' INSTANT NET.**




3. LOCATE TOP RIGHT CORNER OF THE NET AND ATTACH WHITE ROPE LOOP OVER POLE TOP (FIG. I).



4. SECURELY WRAP THE TOGGLE STRAPS ATTACHED TO THE SIDES OF NET (SHOWN IN FIG. J) AROUND THE 7' INSTNAT NET AND AROUND THE LEFT AND RIGHT POLES OF THE FRAME (FIG. K). SECURE.



5. WRAP THE TOGGLES ALONG THE TOP OF THE NET AROUND THE 7' INSTANT NET AND SECURE. THIS WILL HOLD BOTH NETS TOGETHER.
  
6. HOOK THE BLACK BUNGEE LOOPS ON THE BOTTOM CORNERS OF THE NET AROUND THE METAL STUD ON BOTH END LEGS (FIG. L).





### Limited Warranty

#### **Limited Warranty**

Dick's Sporting Goods, Inc. (the "Company") warrants this product to be free from defects in workmanship and materials under normal use and conditions for a period of ONE YEAR FROM THE DATE OF ORIGINAL PURCHASE. This Limited Warranty is not transferable and is available only for the original purchaser of the Product. The Company's obligation under this warranty is limited to replacing or repairing the Product, at the discretion of the Company.

EXCEPT AS SPECIFICALLY SET FORTH IN THIS LIMITED WARRANTY, DICK'S SPORTING GOODS, INC. MAKES NO REPRESENTATIONS OR WARRANTIES OF ANY KIND, EXPRESS OR IMPLIED, INCLUDING BUT NOT LIMITED TO ANY IMPLIED WARRANTIES OF MERCHANTABILITY OR FITNESS FOR ANY PARTICULAR PURPOSE WITH RESPECT TO ANY PRODUCT.

#### **Material Covered**

Except as detailed below, this Limited Warranty covers defects in materials and workmanship. This Limited Warranty is void if the Product is:

- ° Damaged through improper use, negligence, abuse, misuse, transportation, damage, acts of nature, or accident, to include failure to follow the assembly and or operating instructions supplied with the product.
- ° Used in commercial or rental applications.
- ° Modified or repaired by anyone not authorized by the Company.

#### **Material Not Covered**

This Limited Warranty does not cover expendable items including but not limited to: Batteries, light bulbs, fuses, accessories, and other items that experience wear as a result of normal use.

#### **Terms of Coverage**

If during the one year LIMITED WARRANTY period, the Company deems any part or component of the Product to be defective, the Company will repair the Product without charge, or at the option of the Company, will replace the Product with new product, either the same or an equivalent item.

The Company's liability is limited to the repair or replacement, at its option of any defective product.

**THE COMPANY ASSUMES NO RESPONSIBILITY NOR LIABILITY FOR INDIRECT OR CONSEQUENTIAL DAMAGES OF ANY KIND.**

**THIS LIMITED WARRANTY IS MADE IN LIEU OF ANY AND ALL OTHER WARRANTIES, EXPRESS OR IMPLIED, EXCEPT AS OTHERWISE PROVIDED BY APPLICABLE LAW.**

Please direct all Product inquiries to:

Dick's Sporting Goods, Inc.  
345 Court Street  
Coraopolis, PA 15108  
Customer Service  
1 866 677 4771  
customer.service@dcsfg.com