



To avoid injury during assembly, disassembly, use, adjustment and/or movement of the PRIMED 54" Pop Up Hockey Goal, the following warnings **MUST** be observed at all time:

**CAUTION: Net is under tension. Exercise caution when opening and folding.**

- Adult assembly (1 adult) required for assembly, disassembly, adjusting and moving the PRIMED 54" Pop Up Hockey Goal.
- Adult supervision during use is recommended.
- Extreme caution should ALWAYS be exercised when assembling, disassembling, using, adjusting, moving or locating the PRIMED 54" Pop Up Hockey Goal. Children under the age of 12 should not move trainer.
- WARNING: NEVER climb on or hang from the PRIMED 54" Pop Up Hockey Goal.
- The PRIMED 54" Pop Up Hockey Goal should be placed on a flat surface that is suitable for play while ensuring maximum user safety. Placing on uneven or sloped surfaces can lead to injury.
- Do not leave the PRIMED 54" Pop Up Hockey Goal outdoors in inclement weather as moisture and other elements may adversely affect the performance of the unit. Do not use in severe winds.
- To extend the life of the product, unit should be folded and stored indoors when not in use.
- Ensure all components are properly assembled prior to use. Examine your PRIMED 54" Pop Up Hockey Goal regularly for wear and tear. Discontinue use immediately if any defect or damaged parts are found.
- Keep away from fire and heat sources.



**WARNING:**





**CHOKING HAZARD--Small parts  
Not for children under 3 yrs.**

- Unassembled parts may be a choking hazard for children 3 years and younger. Adult assembly is required.

Style Number: PRD00607 PRIMED 54" Pop Up Hockey Goal

- Children should not put arms, head or other body parts in holes in shooting trainer or net. Entrapment and/or strangulation can occur.
- Failure to follow the above mentioned Warnings may result in serious injury.

**PACKAGE CONTENTS**

PART NO.	Image		
		Description.	Q' TY
1		Bag	1
2		Frame and Net	1
3		Collapsible Poles	2 sets
4		Ground Stakes	4

## ASSEMBLING THE 54" Pop Up Hockey Goal

**CAUTION: Net is under tension. Exercise caution when opening and folding.**

- 1) Remove net and frame (Part #2) from carry bag (Part #1).
- 2) Carefully untwist net and frame (Part #2) **CAUTION: Net is under tension. Exercise caution when opening and folding.**




- 3) Lay net and frame (Part #2) on flat surface with image of goalie face down.




- 4) Connect one set of poles (Part #3).



- 5) Insert one side of pole into top and bottom sleeves on back side of 54" Pop Up Hockey Goal and feed pole all the way through.



- 6) Place longer material from top sleeve through bottom sleeve D-rings. Bring excess material over a single ring and through second ring to secure pole in place and tighten.




- 7) Repeat steps 4 through 6 to secure second pole into opposite side of 54" Pop Up Hockey Goal.
- 8) If using in the grass, use ground stakes (Part #4) to secure in place.

### **DISASSEMBLING THE 54" Pop Up Hockey Goal**

- 1) Release sleeves on both sides of goal from metal D-rings.



- 2) Remove and collapse poles on both sides of net and frame (Part #2).



- 3) Lay net and frame (Part #2) on flat surface with image of goalie facing up.



- 4) Lift bottom right side of net and frame (Part #2).



- 5) Gently fold bottom right side of net and frame (Part #2) to upper left side of net and frame. **DO NOT FORCE THE NET AND FRAME TO FOLD.** Forcing the net and frame to fold could bend and damage the frame. The frame should easily twist towards the center with limited resistance. **CAUTION: Net is under tension. Exercise caution when opening and folding.**



- 6) With bottom right side still folded to upper left side, pull bottom left corner up to top left corner. Bottom right corner will settle under bottom left corner. **CAUTION: Net is under tension. Exercise caution when opening and folding.**



- 7) With the bottom left corner over the top left corner and bottom right corner, fold the top right corner over the other corners. The frame should easily twist over into a circle.



- 8) Place in carry bag (Part #1) for storage.



**Limited Warranty**

Dick's Sporting Goods, Inc. (the "Company") warrants this product to be free from defects in workmanship and materials under normal use and conditions for a period of ONE YEAR FROM THE DATE OF ORIGINAL PURCHASE. This Limited Warranty is not transferable and is available only for the original purchaser of the Product. The Company's obligation under this warranty is limited to replacing or repairing the Product, at the discretion of the Company.

EXCEPT AS SPECIFICALLY SET FORTH IN THIS LIMITED WARRANTY, DICK'S SPORTING GOODS, INC. MAKES NO REPRESENTATIONS OR WARRANTIES OF ANY KIND, EXPRESS OR IMPLIED, INCLUDING BUT NOT LIMITED TO ANY IMPLIED WARRANTIES OF MERCHANTABILITY OR FITNESS FOR ANY PARTICULAR PURPOSE WITH RESPECT TO ANY PRODUCT.

**Material Covered**

Except as detailed below, this Limited Warranty covers defects in materials and workmanship. This Limited Warranty is void if the Product is:

- ° Damaged through improper use, negligence, abuse, misuse, transportation, damage, acts of nature, or accident, to include failure to follow the assembly and or operating instructions supplied with the product.
- ° Used in commercial or rental applications.
- ° Modified or repaired by anyone not authorized by the Company.

**Material Not Covered**

This Limited Warranty does not cover expendable items including but not limited to: Batteries, light bulbs, fuses, accessories, and other items that experience wear as a result of normal use.

**Terms of Coverage**

If during the one year LIMITED WARRANTY period, the Company deems any part or component of the Product to be defective, the Company will repair the Product without charge, or at the option of the Company, will replace the Product with new product, either the same or an equivalent item.

The Company's liability is limited to the repair or replacement, at its option of any defective product.

**THE COMPANY ASSUMES NO RESPONSIBILITY NOR LIABILITY FOR INDIRECT OR CONSEQUENTIAL DAMAGES OF ANY KIND.**

**THIS LIMITED WARRANTY IS MADE IN LIEU OF ANY AND ALL OTHER WARRANTIES, EXPRESS OR IMPLIED, EXCEPT AS OTHERWISE PROVIDED BY APPLICABLE LAW.**

Please direct all Product inquiries to:

Dick's Sporting Goods, Inc.  
345 Court Street  
Coraopolis, PA 15108  
Customer Service  
1 866 677 4771  
customer.service@dcsgr.com